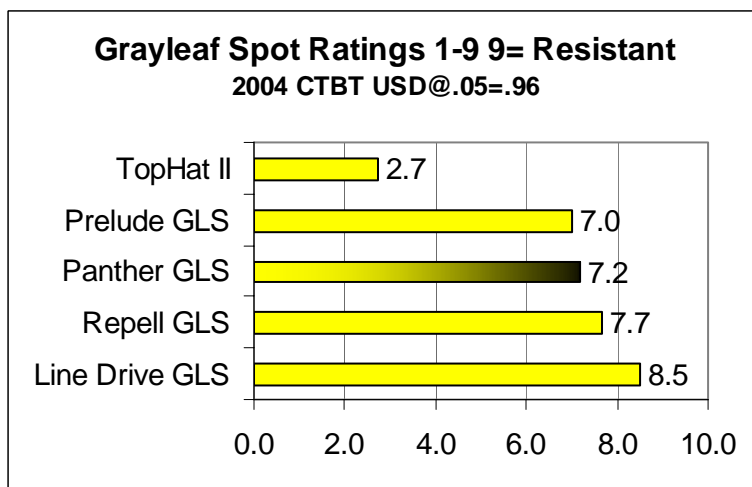




**Panther GLS** is an elite, new generation, heat and humidity tolerant perennial ryegrass developed with improved gray leaf spot resistance. **Panther GLS** is also an endophyte enhanced perennial ryegrass with >90% *Neotyphodium lolii* endophyte which provides resistance to a number of leaf and crown feeding pests and improved tolerance to abiotic and biotic stress.

**Panther GLS** tied for 2nd in turf quality in the 2004 NTEP Perennial Ryegrass Report 06-1 (2005 data) across 30 US and Canadian locations. **Panther GLS** also tied for 1st in Schedule B (sports fields) tested during 2005 by NTEP.

- High endophyte content
- Heat and humidity resistant
- Improved Gray Leaf Spot resistance
- Rated among top performing varieties in NTEP tests
- Strong emergent plant vigor
- Improved resistance to dollar and leaf spot
- Provides resistance to a number of leaf and crown feeding pests
- Excellent in mixtures with Kentucky bluegrass, chewings, slender creeping and strong creeping red fescue, colonial bentgrass and turf type tall fescue.
- Used in winter overseeding programs



**2004 Mean Gray Leaf Spot  
CTBT New Brunswick, NJ**

**SEEDING RATE:**  
(new) 6-8 lbs./1000 sq. ft.  
(established) 3-4 lbs./1000 sq. ft.



(608)783-9560  
(608)783-9515 fax  
(800)328-1909 watts

2541 Commerce St  
La Crosse WI 54603













## DESCRIPTION

Panther GLS is an elite, new generation, heat and humidity tolerant perennial ryegrass developed with improved gray leaf spot resistance. Gray leaf spot disease has been a limiting factor to the establishment and persistence of perennial ryegrass in the past decade in the Mid Atlantic, Mid South and Midwestern US. Panther GLS is also an endophyte enhanced perennial ryegrass with >90% *Neotyphodium lolii* endophyte which provides resistance to a number of leaf and crown feeding pests and improved tolerance to abiotic (non-living) and biotic (living) stress. It is highly recommended for permanent turf application in the Mid-Atlantic and US transition zone where heat and humidity may limit the adaptation of perennial ryegrass turf.

## APPLICATION

Developed for permanent poly species turfgrass blends and mixtures containing improved perennial ryegrass, Kentucky bluegrass, chewing, slender creeping and strong creeping red fescue, colonial bentgrass and turf type tall fescue. Panther GLS is also used extensively in winter overseeding programs on greens, tees and fairways either alone or in species mixtures.

## Turf Maintenance Characteristics

Growth Habit	Estab. Rate days	LHC Tol. 1/2"	Mowing Freq.	Traffic Tol.	Thatch Prod.	Comp. Mix	N. Reg.	Shade Tol.	Cold Tol.	Drought Tol.	ET rate mm/day	Endo-phyte	Salinity Tol. mmhos
Bunch 	Fast 7-10 	Very Good	2x Week 	Very Good 	None	Fair-Good	Med-High 6-8 lbs* 	Fair-Good 	Fair-Good 	Fair 	High 9-10 	Yes >90%	11 Good 

LHC=low height of cut, ET=evapotranspiration, N=nitrogen \*per 1,000 sq. ft; rates may increase or decrease based on location, soil type, irrigation practices, desired turf quality, humidity & other abiotic and biotic factors.

## PERFORMANCE

Panther GLS tied for 2nd in turf quality in the 2004 NTEP Perennial Ryegrass Report 06-1 (2005) across 30 US and Canadian locations. It also tied for 1st in turf quality in the Schedule B (Medium Maintenance Athletic Fields) NTEP test conducted during 2005. Panther GLS is highly resistant to gray leaf spot incited by *Pyricularia grisea*. In cooperative Turfgrass Breeders Tests conducted during 2004 and 2005 in Illinois, Kentucky, Maryland, and North Carolina, Panther GLS exhibited resistance to gray leaf spot. For this and other test results go to [www.ctbt-us.info](http://www.ctbt-us.info).

## SEEDING

**Date:** Spring and fall when soil temperatures are 60°F or higher. Perennial ryegrass is the fastest establishing cool-season turfgrass species available to the lawn care professional and homeowner. Late autumn and winter turf quality ratings of newer varieties like Panther GLS demonstrate that they can rapidly develop and maintain an attractive turf cover into late autumn early winter.

**Rates:** 6.0-8.0 lbs/1000 sq. ft. Seed count of Panther GLS is approximately 288,000 seeds per pound dependent on year of harvest, location of production and seed production practices. Sow at 1/4—1/2 inch.

## CULTURAL PRACTICES

**Soil Preparation:** Prepare a firm seed bed free of clods, sticks, and vegetative debris. Seed should be in contact with soil. Improved elite perennial ryegrass such as Panther GLS prefers well-drained loamy soils but perform better in high bulk density soils than Kentucky bluegrass and fine fescue.

**pH:** Soil should be slightly acidic (5.5—6.5) for favorable growth. High pH soils (alkaline) often contribute to yellow chlorotic leaf color and are a direct result of iron chlorosis. Foliar applications of iron, chelated iron or soil amelioration to decrease soil pH are used to reduce or eliminate iron chlorosis in perennial ryegrass turf.

**NPK requirement:** Of the cool-season grasses used for turf improved perennial ryegrass requires moderately high to high levels of available soil nitrogen to maintain proper basal tillering and growth. When soil nitrogen levels are low or absent, perennial ryegrass turf will gradually thin and be replaced by low nitrogen adapted grasses, and unsightly weed species. In northern region 5-7 lbs. N/year; transitional climates 7-9 lbs; N/year; overseeding 2-4 lbs. N/growing month.

**Water Use:** Panther GLS and other improved perennial ryegrasses are recognized as high water users with ET rate of 9-10 mm per day. Lower mowing heights, regulated soil nitrogen levels and infrequent but deep soil profile irrigation practices will help reduce perennial ryegrass requirements. Panther GLS will enter summer induced dormancy and premature senescence or die if not properly hydrated (irrigated) during persistent low moisture soil conditions.

**Mowing height:** Panther GLS recommended mowing height for permanent turf in blends and mixtures is 1-1 1/2 inches. On permanent turf or winter overseeded golf course fairways recommended mowing height is 3/4—1/2". On overseeded greens and tightly mowed tees Panther GLS can be mowed at 125,000' to 180,000'.

**Growth regulators:** New growth regulators such as Primo® (*Trinexapac-ethyl*) can be used to inhibit growth of warm season grass such as bermudagrass and zoysia during early season overseeding. This provides an excellent option for superintendents, landscapers and turfgrass managers that must oversee early when soil temperatures and day lengths are still beneficial to bermudagrass growth and tillering.

**Weed Control:** From *NCSU Pest Control Recommendations for Turfgrass Managers 2003*. In established turf for general broadleaf control: 2,4-D+dicamba, 2,4-D+MCPP, 2,4-D+MCPP+dicamba, 2,4-D+2,4-DP and others.

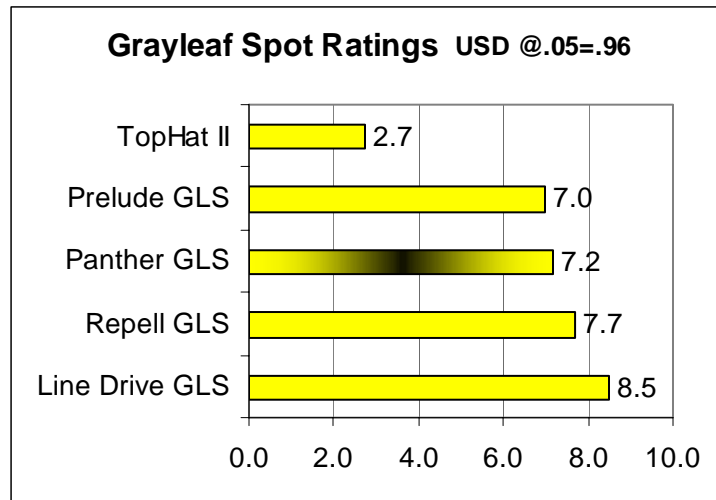
Pre emergent herbicides to control annual grassy weeds in established turf: *benefin* (Balan), *bensulide* (Pre-Far), *dithiopyr+trifluralin*, *pendimethalin* (Pre-M), *proflaminate* (Barricade).

Annual bluegrass *Poa annua* can be controlled pre and post-emergent on golf course fairways, tees and roughs with *ethofumesate* (Progress)

\*All reference to pesticides, herbicides and fungicides whether a generic or named product is for general informational purposes only. Text reference is not intended as an endorsement nor does omission imply criticism. Always read and follow labeled instructions.

## Variety Comparison (NTEP)

### 2004 Mean Gray Leaf Spot Rating CTBT New Brunswick, NJ



(608)783-9560  
(608)783-9515 fax

2541 Commerce St  
La Crosse WI 54603