

# Prelude IV

**Prelude IV** has been tested at Rutgers University for turf quality, disease resistance and persistence with tremendous preliminary results. **Prelude IV** was entered into the 2004 NTEP Perennial Ryegrass Test across multiple sites in the U.S. and Canada and at regional overseeding trials in the Southeastern & Southwestern U.S.

Developed for permanent poly species turfgrass blends and mixtures containing improved perennial ryegrass, Kentucky bluegrass, chewings, slender creeping and strong creeping red fescue, colonial bentgrass and turf type tall fescue.

**Prelude IV** is also used extensively in winter overseeding programs on greens, tees and fairways either alone or in species mixtures.

Plant growth of perennial ryegrass is dominated by aggressive basal tillering in contrast to vegetative stolons (above ground) and rhizomes (below ground). Gray leaf spot disease has been a limiting factor to the establishment and persistence of perennial ryegrass in the past 1/2 decade in the Mid Atlantic, mid South and Midwestern U.S.

- New generation Perennial Ryegrass variety with (GLS) Gray Leaf Spot resistance
- Very dark green color with good seedling vigor for quick establishment
- Forms a leafy, fine textured turf with rapid germination
- Good wear tolerance with good spring density
- Excellent traffic tolerance and poly species compatibility
- An endophyte enhanced perennial ryegrass with >98% *Neothlyphodium lolii* endophyte
- Provides resistance to a number of leaf and crown feeding pests
- Improved tolerance to abiotic (non-living) and biotic (living) stress

**SEEDING RATE:**  
**(new) 6-8 lbs./1000 sq. ft.**  
**(established) 3-4 lbs./1000 sq. ft.**

## New Variety Comparison

	Turf Quality		Grey Leaf Spot
	2002 Avg.	2001 Avg.	2002 Avg.
O1-7*	4.2	4.5	5.0
<b>Prelude IV</b>	<b>4.1</b>	<b>3.2</b>	<b>6.0</b>
Palmer III	4.1	3.2	7.0
O1-8*	4.0	3.8	4.7
Brightstar	4.0	4.3	4.3
Barlennium	4.0	3.7	4.7
Paragon	3.9	2.7	4.7
APR-1424*	3.9	4.2	4.7
Extreme	3.8	3.8	3.7
ASAP	3.8	2.8	4.3
LSD @ 5%= <sup>2</sup>	0.7	1.4	1.5

Rutgers  
University  
Adelphia, NJ

**Performance of Perennial  
Ryegrass in turf trial  
established 2001**

\* Represents varieties not yet commercially named.



(608)783-9560  
 (608)783-9515 fax  
 (800)328-1909 watts

2541 Commerce St  
 La Crosse WI 54603

# Prelude IV











## DESCRIPTION

Prelude IV is an elite new generation disease tolerant, decumbent (dwarf), very dark green variety with improved gray leaf spot resistance. Prelude IV forms a leafy, fine textured turf with rapid germination, excellent traffic tolerance and poly species compatibility. Plant growth of perennial ryegrass is dominated by aggressive basal tillering in contrast to vegetative stonons (above ground) and rhizomes (below ground). Grey leaf spot disease has been a limiting factor to the establishment and persistence of perennial ryegrass in the past 1/2 decade in the Mid Atlantic, mid South and Midwestern U.S. Prelude IV is also an endophyte enhanced perennial ryegrass with >98% *Neothypodium lolii* endophyte which provides resistance to a number of leaf and crown feeding pests and improved tolerance to abiotic (non-living) and biotic (living) stress.

## APPLICATION

Developed for permanent poly species turfgrass blends and mixtures containing improved perennial ryegrass, Kentucky bluegrass, chewing, slender creeping and strong creeping red fescue, colonial bentgrass and turf type tall fescue. Prelude IV is also used extensively in winter overseeding programs on greens, tees and fairways either alone or in species mixtures.

## Turf Maintenance Characteristics

Growth Habit	Estab. Rate days	LHC Tol. 1/2"	Mowing Freq.	Traffic Tol.	Thatch Prod.	Comp. Mix	N. Reg.	Shade Tol.	Cold Tol.	Drought Tol.	ET rate mm/day	Endo-phyte	Salinity Tol. mmhos
Bunch 	Med. 7-10 	Very Good	2x Week 	Very Good 	None	Fair-Good	Med-High 6-8 lbs* 	Fair-Good 	Fair-Good 	Fair 	High 9-10 	Yes >98%	11 Good 

LHC=low height of cut, ET=evapotranspiration, N=nitrogen \*per 1,000 sq. ft; rates may increase or decrease based on location, soil type, irrigation practices, desired turf quality, humidity & other abiotic and biotic factors.

## PERFORMANCE

Prelude IV has been tested at Rutgers University for turf quality, disease resistance and persistence with tremendous preliminary results. Prelude IV was entered into the 2004 NTEP Perennial Ryegrass Test across multiple sites in the U.S. and Canada and at regional overseeding trials in the Southeastern and Southwestern U.S.

## SEEDING

**Date:** Spring and fall when soil temperatures are 60°F or higher. Perennial ryegrass is the fastest establishing cool-season turfgrass species available to the lawn care professional and homeowner. Late autumn and winter turf quality ratings of newer varieties like Prelude IV demonstrate that they can rapidly develop and maintain an attractive turf cover into late autumn early winter.

**Rates:** 6.0-8.0 lbs/1000 sq. ft. Seed count of Prelude IV is approximately 270,000 seeds per pound dependent on year of harvest, location of production and seed production practices.

**Depth:** Sow at 1/4 to 1/2 inches.

## CULTURAL PRACTICES

**Soil Preparation:** Prepare a firm seed bed free of clods, sticks, and vegetative debris. Seed should be in contact with soil. Improved elite perennial ryegrass such as Prelude IV prefers well-drained loamy soils but perform better in high bulk density soils than Kentucky bluegrass and fine fescue.

**pH:** Soil should be slightly acidic (5.5—6.5) for favorable growth. High pH soils (alkaline) often contribute to yellow chlorotic leaf color and are a direct result of iron chlorosis. Foliar applications of iron, chelated iron or soil amelioration to decrease soil pH are used to reduce or eliminate iron chlorosis in perennial ryegrass turf.

**NPK requirement:** Of the cool-season grasses used for turf improved perennial ryegrass requires moderately high to high levels of available soil nitrogen to maintain proper basal tillering and growth. When soil nitrogen levels are low or absent, perennial ryegrass turf will gradually thin and be replaced by low nitrogen adapted grasses, and unsightly weed species. In northern region 5-7 lbs. N/year; transitional climates 7-9 lbs; N/year; overseeding 2-4 lbs. N/growing month.

**Water Use:** Prelude IV and other improved perennial ryegrasses are recognized as high water users with ET rate of 9-10 mm per day. Lower mowing heights, regulated soil nitrogen levels and infrequent but deep soil profile irrigation practices will help reduce perennial ryegrass requirements. Prelude IV will enter summer induced dormancy and premature senescence or die if not properly hydrated (irrigated) during persistent low moisture soil conditions.

**Mowing height:** Prelude IV recommended mowing height for permanent turf in blends and mixtures is 1-1 1/2 inches. On permanent turf or winter overseeded golf course fairways recommended mowing height is 3/4—1/2". On overseeded greens and tightly mowed tees Prelude IV can be mowed at 125,000' to 180,000'.

**Growth regulators:** New growth regulators such as Primo (*Trinexapac-ethyl*) can be used to inhibit growth of warm season grass such as bermudagrass and zoysia during early season overseeding. This provides an excellent option for superintendents, landscapers and turfgrass managers that must overseed early when soil temperatures and day lengths are still beneficial to bermudagrass growth and tillering.

**Weed Control:** From No. Carolina State University (NCSU) Pest Control Recommendations for Turfgrass Managers 2003. In established turf for general broadleaf control: 2,4-D+dicamba, 2,4-D+MCP+dicamba, 2,4-D+2,4-DP and others. Pre-emergent herbicides to control annual grassy weeds in established turf: *benfyn* (Balan), *bensulide* (Pre-Far), *dithiopyr+trifluralin*, *pendimethalin* (Pre-M), *prodiamine* (Barricade). Annual bluegrass *Poa annua* can be controlled pre and post-emergent on golf course fairways, tees and roughs with *ethofumesate* (Progress).

New Variety Comparison			
	Turf Quality	Grey Leaf Spot	
	2002 Avg.	2001 Avg.	2002 Avg.
O1-7*	4.2	4.5	5.0
<b>Prelude IV</b>	<b>4.1</b>	<b>3.2</b>	<b>6.0</b>
Palmer III	4.1	3.2	7.0
O1-8*	4.0	3.8	4.7
Brightstar	4.0	4.3	4.3
Barlennium	4.0	3.7	4.7
Paragon	3.9	2.7	4.7
APR-1424*	3.9	4.2	4.7
Extreme	3.8	3.8	3.7
ASAP	3.8	2.8	4.3
LSD @ 5%= <sup>o</sup>	0.7	1.4	1.5
Rutgers University Adelphia, NJ		<b>Performance of Perennial Ryegrass in turf trial established 2001</b>	
* Represents varieties not yet commercially named.			

\*All reference to pesticides, herbicides and fungicides whether a generic or named product is for general informational purposes only. Text reference is not intended as an endorsement nor does omission imply criticism. Always read and follow labeled instructions.



(608)783-9560  
(608)783-9515 fax

2541 Commerce St  
La Crosse WI 54603