



**Reliant II** is one of the best performing and most recognized hard fescues in North America. It exhibits a distinct deep dark green, fine textured turf and spreads very slowly with basal tillering.

**Reliant II** is also recognized for its reduced rate of vertical growth and low maintenance attributes requiring less frequent mowing than many other species. Once fully established it requires little supplemental irrigation or fertilizer and tolerates acidic, infertile shady planting sites.

Data from the 2001 Final Progress Report 02-4 conducted across 30 locations in the US and Canada indicates that **Reliant II** tied for 2nd in turf quality among hard fescue varieties and experimentals. **Reliant II** also exhibits good resistance to dollar spot incited by *Sclerotinia homoeocarpa*, red thread *Laetisaria fuciformi*, moderate resistance to summer patch *Magnaporthe poae*, and brown patch *Rhizoctonia solani*.

- Dark green color
- Bunch-type growth habit with high tillering capacity
- Ideal for wildflower and natural low-maintenance settings
- Extreme tolerance to infertile, droughty soils and environmentally sensitive areas
- Excellent where mowing is discouraged
- Best utilized in poly species turfgrass mixtures for improved shade tolerance, elegant fine textured turf and reduced maintenance in mild temperate and transitional climates
- Compatible with Kentucky bluegrass, perennial ryegrass, colonial bentgrass and other fine fescues

**SEEDING RATE:**  
(new) 4-5 lbs./1000 sq. ft.  
(established) 3-4 lbs./1000 sq. ft.



(608)783-9560  
(608)783-9515 fax  
(800)328-1909 watts











2541 Commerce St  
La Crosse WI 54603



**DESCRIPTION**

Reliant II is one of the best performing and most recognized hard fescues in North America. It exhibits a distinct deep dark green, fine textured turf and spreads very slowly with basal tillering. It is also recognized for its reduced rate of vertical growth and low maintenance attributes requiring less frequent mowing than many other species. Once fully established it requires little supplemental irrigation or fertilizer and tolerates acidic, infertile shady planting sites.

**Turf Maintenance Characteristics**

Growth Habit	Estab. Rate days	LHC Tol. 1/2"	Mowing Freq.	Traffic Tol.	Thatch Prod.	Comp. Mix	N. Reg.	Shade Tol.	Cold Tol.	Drought Tol.	ET rate mm/day	Endo-phyte	Salinity Tol. mmhos
Bunch 	Med. 18-21 	Poor	2x Month 	Fair—Poor 	Med	Good	Med-H 2-4 lbs* 	Very Good 	Very Good 	Good 	Med 7-8 	Yes >11%	<3 Poor 

LHC=low height of cut, ET=evapotranspiration, N=nitrogen \*per 1,000 sq. ft; rates may increase or decrease based on location, soil type, irrigation practices, desired turf quality, humidity & other abiotic and biotic factors.

**APPLICATION**

Reliant II is best utilized in poly species turfgrass mixtures for improved shade tolerance, elegant fine textured turf and reduced maintenance in mild temperate and transitional climates. Reliant II is compatible with Kentucky bluegrass, perennial ryegrass, colonial bentgrass and other fine fescues.

**PERFORMANCE**

Reliant II was entered in the 1998 Fine Fescue NTEP Test along with 79 fine fescue and 26 hard fescue varieties and experimentals. Data from the 2001 Final Progress Report 02-4 conducted across 30 locations in the US and Canada indicates that Reliant II tied for 2nd in turf quality among hard fescue varieties and experimentals. Reliant II also exhibits good resistance to dollar spot incited by *Sclerotinia homoeocarpa*, red thread *Laetisaria fuciformi*, moderate resistance to summer patch *Magnaporthe poae*, and brown patch *Rhizoctonia solani*.

**SEEDING**

**Date:** Spring and fall when soil temperatures are 60°F or higher. Hard fescue is generally slow to tiller once germinated, so higher soil temperatures and increasing photoperiod in spring or warm soils with decreasing photoperiod in the fall provide an optimal environment for seedling establishment.

**Rates:** 4-5 lbs/1000 sq. ft. on new seedings. Seed count of Reliant II is 540,000 seeds per pound dependent on the year of harvest, location of production and seed production practices.

**Depth:** Sow at 1/4 to 1/2 inch.

## CULTURAL PRACTICES

**Soil Preparation:** Prepare a firm seed bed free of clods, sticks, and vegetative debris. Seed should be in contact with soil. Hard fescues are best established in well drained soils, but will tolerate heavy soil conditions better than many other cool season grasses.

**pH:** Soil should be slightly acidic at 6.50 pH or less. However, Reliant II is adapted to a range of soil pH conditions and will perform relatively well in moderately acidic or alkaline soils.

**NPK requirement:** Of the cool-season grasses used for turf, fine fescues are more tolerant of infertile, dry soils and often predominate where there is competition from trees and shrubs for nutrients and moisture. For these reasons, fine fescues are an excellent choice for low maintenance turfs. Fine fescues may not perform well during hot, humid summers, particularly if they are over fertilized, grown in poorly drained soils or mowed too closely.

**Water Use:** Hard fescue is recognized as a dehydration resistant and tolerant species (Beard, 1986) with improved drought tolerance. An ET rate of 7—8 mm per day is the best among cool season turfgrass.

**Thatch Management:** The dense bunch type growth habit of Reliant II Hard Fescue provides opportunities for development of thatch. Verticutting, tighter mowing heights and dethatching are recommended for dormant sod or grass breaking dormancy in the spring. At any give dethatching, never remove more than 1/2 inch of thatch. If the thatch layer is greater than 1 inch, removal must be done over a period of years.

**Mowing height:** Standard mowing height for Reliant II is 1.0—2./5". Mowing heights are often dictated by species mixture components. Mixtures containing tall fescue and Kentucky bluegrass would be mowed at the higher range of cutting heights. Mixtures containing perennial ryegrass and colonial bentgrass may be mowed at lower mowing heights.

**Weed Control:** (From NCSU Pest Control Recommendations for Turfgrass Managers 2003).

For general broadleaf control in established turf: 2,4-D+dicamba, 2, 4-D +MCP, 2, 4-D+MCP+dicamba, 2, 4-D+2, 4-DP and others.

Pre-emergent herbicides to control annual grassy weeds in established turf: *benefin* (Bakan), *bensulide* (Pre-Far), *dithiopyr+trifluralin*, *pendimethalin*, (pre-M), *prodiamine* (Barricade).

Post-emergence herbicides for annual grassy weeds *dithiopyr* and *fenoxaprop*. *Sethoxydim* (Poast) and *fluazifop* (Fusilade) are used as broad-spectrum herbicides to control broadleaf and annual grassy weeds in fine fescue seed production fields of Oregon.

\*All reference to pesticides, herbicides and fungicides whether a generic or named product is for general informational purposes only. Text reference is not intended as an endorsement nor does omission imply criticism. Always read and follow labeled instructions.



(608)783-9560  
(608)783-9515 fax

2541 Commerce St  
La Crosse WI 54603