

# Putter Creeping Bentgrass



Putter is a creeping bentgrass variety with broad adaptation for golf course greens, tees and fairways. It has received high marks for overall performance under extremes of environment in varied locations. It received high rankings in many key characteristics valuable to golf course owners and superintendents.

## FEATURES:

- Broad mowing height adaptation
- Aggressive against *Poa annua*
- Excellent shoot density
- Superior spring green up and winter color retention
- Rich, dark, bluish green color
- Improved disease resistance



## PERFORMANCE:

Putter was the #1 rated variety for overall quality in the 4th and final year of the 1989-1993 NTEP fairway trials conducted at 22 US locations. Putter was also top-rated for overall turf quality among the 23 varieties in the 1989-1993 Final Report of the NTEP Modified Soil Green Trials.

Putter rated #1 against *Poa annua* in the 1989-93 NTEP greens trial and 2nd overall in the fairway trials among all bentgrasses tested in all locations. Putter was the only variety to average less than 10% *Poa annua*.

## SEEDING:

Putter should be seeded at .5—1.5 lbs/1000 sq ft. in 2 perpendicular directions and worked into the soil with a sand rake in an up position followed by packing.





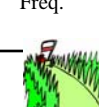


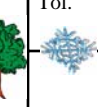
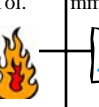



**DESCRIPTION**

Putter is a creeping bentgrass variety with broad adaptation for golf course greens, tees and fairways. It has received high marks for overall performance under extremes of environment in varied locations. It received high rankings in many key characteristics valuable to golf course owners and superintendents. Putter has a dark, rich, bluish green color with improved disease resistance and reduced thatch accumulation.

**APPLICATION**

Developed exclusively for LHC lawn surfaces, golf course greens, tees and fairways, croquet and tennis courts and bowling tops because it produces one of the smoothest putting surfaces available, even in the most intense heat. Putter is also used as a component in winter overseed blends and mixtures containing improved *Poa trivialis*, red top, velvet and colonial bentgrass.

**Turf Maintenance Characteristics**

Growth Habit	Estab. Rate days	LHC Tol. 1/2"	Mowing Freq.	Traffic Tol.	Thatch Prod.	Comp. Mix	N. Reg.	Shade Tol.	Cold Tol.	Drought Tol.	ET rate mm/day	Endo-phyte	Salinity Tol. mmhos
 Bunch	Med 14-21	 Excel- lent	 Daily	 Excellent	Med	Poor	 Med 4-6 lbs*	 Fair	 Good	 Poor- Fair	 High >10	No	 15 Good

*LHC=low height of cut, ET=evapotranspiration, N=nitrogen \*per 1,000 sq. ft; rates may increase or decrease based on location, soil type, irrigation practices, desired turf quality, humidity & other abiotic and biotic factors.*

**PERFORMANCE**

Putter is the #1 rated variety for overall quality in the 4th and final year of the 1989-1993 NTEP fairway trials conducted at 22 US locations. Putter is also top-rated for overall turf quality among the 23 varieties in the 1989-93 Final Report of the NTEP Modified Soil Green Trials. Putter ranked 2nd in winter color retention among all varieties tested in the 1989-1993 NTEP greens trial (#1 Among creeping bentgrasses in the fairway trial) and also exhibited the earliest spring greenup. Superior cool weather performance equals improved divot and ball mark recovery. Putter rated #1 against *Poa annua* in the 1989-93 NTEP greens trial and 2nd overall in the fairway trials among all bentgrasses tested in all locations. Putter was the only variety to average less than 10% *Poa annua*.

**CULTURAL PRACTICES (New Green)**

**Soil Preparation:** Build root zone to USGA specification with all root zone material blended off-site to insure homogeneity.

**Seeding:** Seed @ .5-1.5 lbs/1,000 sq. ft. In two perpendicular directions and work seed into soil with sand rake in up position. Pack soil with roller or Sand Pro® tires which provide an excellent micro-environment for proper grow-in.

**Irrigation:** Water sufficiently to keep root zone moist at all times. This may require 2-7 sets per day during grow-in. Irrigation should be monitored from control site and/or hand watered during grow-in. Once established bentgrass has a high ET rate and is generally considered a high user of water. Excessive irrigation artificially cools soils and may lead to *Poa annua* encroachment. "Syringing" or water cooling is recommended in hot dry or humid conditions where ET rates exceed root rhizosphere water uptake.

**Fertilization:** Leaching of soluble fertilizer prior to proper root, soil profile and microflora development dictated elevated rates of nitrogen during early grow-in. Generally, creeping bentgrass requires 4-10 lbs. N/1000 sq ft. annually with high range (8-10) during first year grow-in and the low range (4-6) post grow-in. During hot summer periods N fertility should be “spoon fed” in ¼ to 1/8 lb increments to reduce succulent growth and decrease incidence of warm season related disease potential. Availability and amount of nutrients applied are radically different across professional turf environments and course environments. Phosphorus levels generally range in the 2-5 lbs. PO/1000 sq ft. with reduced levels to discourage *Poa annua* invasion. Potassium is often utilized to encourage strong cell wall development while reducing high N levels to discourage succulent tissue growth. Potassium levels range in the 8-12 lbs KO/1000 sq ft. on new and existing golf course greens.

**Mowing:** The first mowing should be made 14-21 days following germination at 7/32 to 1/2 inch and lowered 1/16 to 1/32 of an inch per week. Conditions may differ across environments. 100% coverage can be attained in 30-90 days depending upon environment and grow-in conditions. Once fully established greens should be mowed 3-6 days a week.

**pH and Iron:** Creeping bentgrass prefers a pH of 5.5 to 6.0 for optimal growth. Consider applications of mini-prill limestone applied in spring and fall. Low pH encourages *Poa annua* encroachment. This product also provides a good source of calcium and magnesium which is often limited in new sand based greens. Iron should be provided. Chelated iron products are available when soil pH is higher than recommended for creeping bentgrass. For deeper turf color consider iron in lieu of higher N rates.

**Top dressing:** To obtain a smooth surface following seeding it is essential to top dress. Frequency and volume is dependent on particular environment and grow-in conditions. Incorporate with non-abrasive mat and do not over top dress as you will inhibit shoot growth. Open non-germinating areas on greens can be top dressed and reseeded as needed.

**When to open for play:** Generally, sand based greens can be opened for play in 5-9 months depending upon environment, grow-in conditions and management requirements. If play begins in 5 months or less, summer openings should be discouraged. The juvenile nature of new creeping bentgrass and summer induced stress may provide opportunities for improper establishment and problematic greens in the long run. Fall conditions are best when play is on the decline and conditions are conducive to creeping bentgrass growth (shortening day length and decreasing soil temperatures).

**Verticutting:** Successful thatch layer development is a key to successful green formation. Verticutting and general disruption of the soil/thatch interface should be minimized. Under less than optimal growing conditions this often encourages *Poa annua* encroachment. If verticutting is required it should be done lightly every 3-5 weeks during the growing season.

**Aeration:** Management of excessive thatch layer is also critical to long term performance of golf course greens. Generally 2 core aeration are recommended during the year (spring and fall) followed by top dressing. This helps reduce localized dry spot (hydrophobic soil/thatch interface). Water injection can be employed during summer induced stress with favorable results. Reducing N rates and utilization of slower nutrient release sources or “spoon feeding” will also keep thatch levels manageable.

**Disease control:** Some of the prevalent diseases that afflict golf course greens are warm season induced such as Pythium blight, *Pythium* spp.; brown patch, *Rhizoctonia* spp.; and *Poa* or summer patch, *Manaporthe poae*. Cool weather disease such as dollar spot, *Lanzia and Loellerodiscus* spp.; pink snowmold, *Gerlachia nivalis*; and gray snowmold, *Typhula* incarnate are common. A successful disease control program will be one of preventative maintenance utilizing both systemic and contact fungicides. Contact fungicides are used to treat heavily infected areas in a curative approach as well as spot treatments as outbreaks occur. Alternating systemics and contacts to vary active ingredient load and discourage chemical resistance by indigenous disease organisms is recommended.

**Weed Control:** During establishment weed control is critical. Low level weed contamination may require only selective hand weeding. Significant weed encroachment may require low rates of herbicides such as *Trimec*, *Dicamba* and MCPP. Selective growth regulators such as *Fluoprimidol* (Cutless) and *paclobutrazol* (TGR) have been useful in reducing *Poa annua* encroachment on new and established greens. *Ethofumesate* (Progress) has been a good pre-emergent early post-emergent controller of many annual grassy weeds including *Poa annua*. Always follow the label and manufacturer’s recommendations.

## OVERSEEDING/RESEEDING

Interseeding of existing bentgrass or *Poa annua* greens, tees or fairways is strongly recommended. Sowing should be done when conditions are most favorable to bentgrass establishment. High soil temperature, low humidity with increasing photoperiod and soil temperature are optimal conditions during spring. In fall, sow early when soil temperature is elevated and proper late season stolonization can be maximized. Consider utilization of growth regulator such as Primo® to reduce existing crop competition. This will expedite establishment of seedling bentgrass under high plant population competition.

\*All reference to pesticides, herbicides and fungicides whether a generic or named product is for general informational purposes only. Text reference is not intended as an endorsement nor does omission imply criticism. Always read and follow labeled instructions.



(608)783-9560  
(608)783-9515 fax

2541 Commerce St  
La Crosse WI 54603